

Identification of *Clubiona neglecta* and *Clubiona pseudoneglecta*.

Clubiona pseudoneglecta Wunderlich, 1994 was first recorded from the Britain on the basis of 4 females from Tresco (Isles of Scilly) collected in 1959 (Merrett, 2001). It has also been recorded from two other localities, St. Ouen (Jersey) and Sandwich Bay NNR (Kent). The species appears to be well established at the last site where specimens were first collected by S.A. Williams in 1975 but where it has been collected since by the present author in 2002 and by D. Carr, P. Harvey and the author in 2007. The species is very closely related to *C. neglecta* and requires careful examination to distinguish it.

Identification

Males of *C. pseudoneglecta* may be distinguished from those of *C. neglecta* by the form of the palpal embolus which is shorter and less curved distally seen in ventral view (Fig. 1).

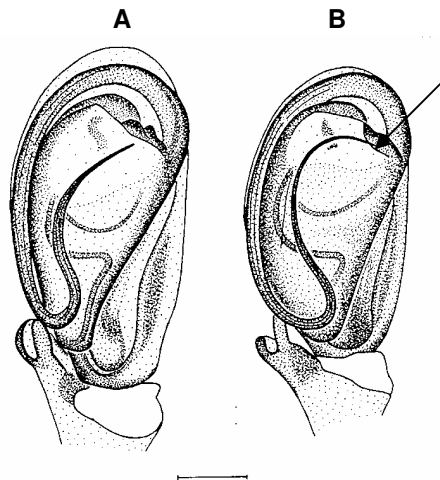


Figure 1. Male palps of A) *Clubiona pseudoneglecta* and B) *C. neglecta* in ventral view. Arrow shows longer and more curving tip of embolus in *C. pseudoneglecta*.

Additionally, the distal, unsclerotised portion of the tegulum seen in lateral view is much broader and slightly more pointed than that of *C. neglecta*, the distal end of the cymbium extends further beyond the tip of the tegulum than in *C. neglecta* and the ventral extension of the tibial apophysis is differently shaped, being slightly broader and “knobbed” at the tip (Fig. 2).

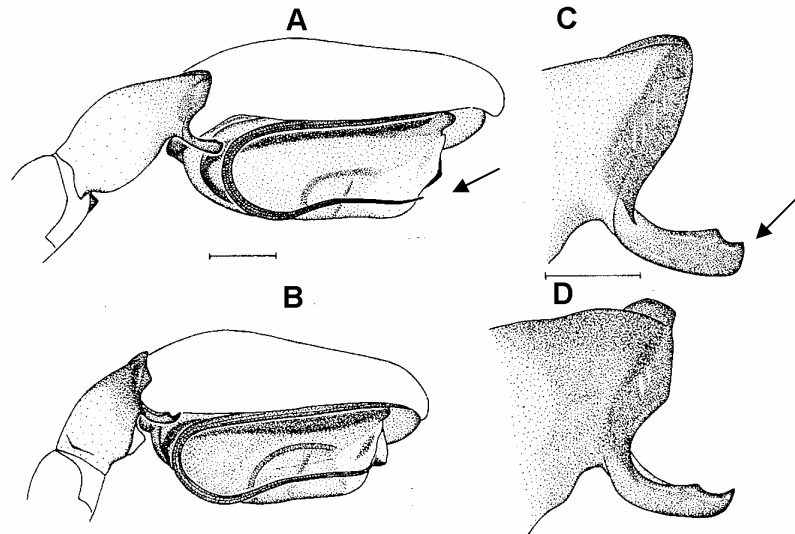


Figure 2. Male palps of A) *Clubiona pseudoneglecta* and B) *C. neglecta* in lateral view. Arrow indicates wider and more pointed distal portion of tegulum in *C. pseudoneglecta*. C) Detail of tibial apophysis of *C. pseudoneglecta*. D) Ditto for *C. neglecta*. Arrow indicates broader more knobbed end of ventral extension in *C. pseudoneglecta*.

However, all of these characters are fairly subtle and, certainly in the case of the tibial apophysis, difficult to discern. The most obvious difference between males of the two species lies in the length of the basal elements of the chelicerae which in *C. pseudoneglecta* are almost twice as long as those of *C. neglecta* (Fig. 3).

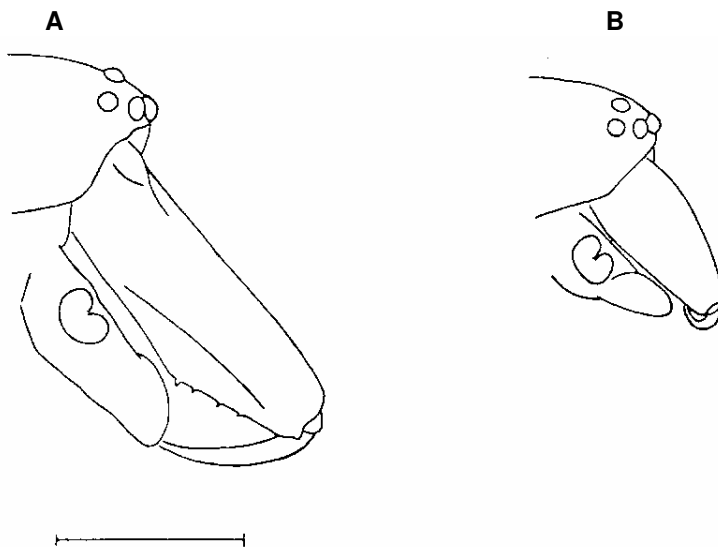


Figure 3. Male chelicerae of A) *Clubiona pseudoneglecta* and B) *C. neglecta* in lateral view.

Females of *C. pseudoneglecta* are distinguished from those of *C. neglecta* by details of the internal structure of the epigyne. The anterior primary seminal receptacles, normally partially visible through the cuticle overlying them, are always smaller in *C. pseudoneglecta* than in *C. neglecta* (Fig. 4). In the cleared epigynes (Figs. 4C and 4D), it can be seen that the posterior secondary receptacles are thinner and more elongate in *C. pseudoneglecta* and appear more irregularly shaped when seen through the cuticle covering them. The posterior secondary receptacles of *C. neglecta* are large and appear almost perfectly spherical through the cuticle. In addition, the lateral copulatory ducts are thinner and more abruptly curved towards the mid-line of the epigyne in *C. pseudoneglecta* than in *C. neglecta*. As in all spiders, there is some variation in the form and arrangement of internal structures of the epigyne and it is essential to compare specimens with properly identified reference material.

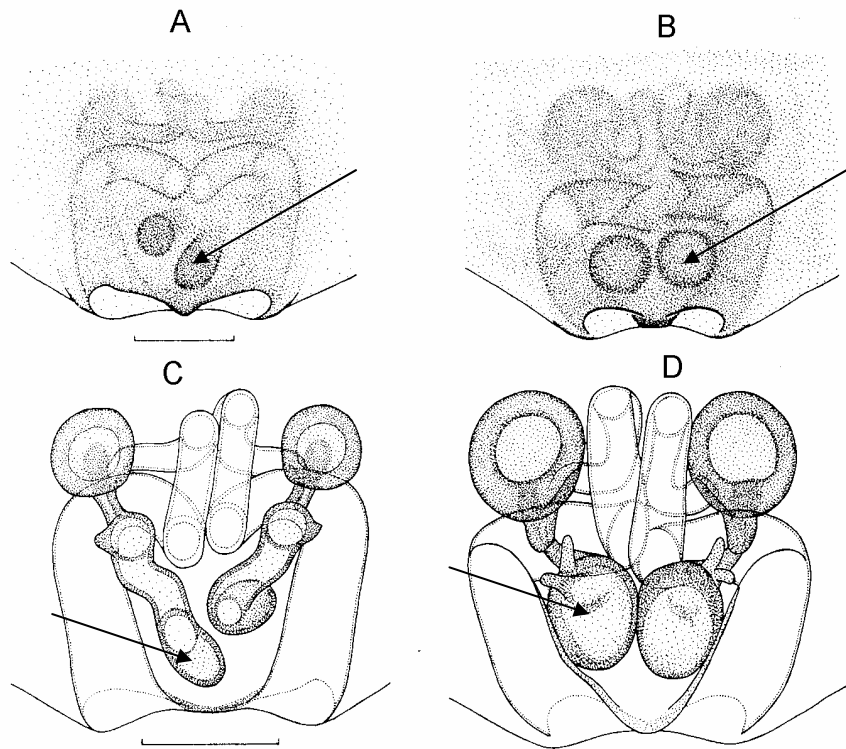


Figure 4. Epigynes of A) *Clubiona pseudoneglecta* and B) *C. neglecta* in ventral view. C) and D) show cleared epigynes of the same species in dorsal view. Arrows indicate posterior secondary receptacles.

Habitats

In Britain, this species has been recorded on sand dunes at Sandwich Bay NNR in Kent where it has been found both in sparse vegetation on fore-dunes and dense grassland on stabilised dunes. In Scilly, the habitat was not recorded but is likely to have been either

coastal grassland or dunes. It has been recorded from sand dunes in Belgium and the Netherlands but further south in Europe has been collected in oak forest in France (Le Peru, 2007) and relatively dry grassland habitats in Germany and Hungary. The author has also collected it in sycamore woodland near the Mediterranean coast of Turkey. Changes in preference from relatively shady habitats in warmer areas of Europe to more exposed habitats in the cooler regions of northern Europe are seen in other species that in Britain are confined or nearly confined to sand dunes or shingle habitats. It seems likely therefore that *C. pseudoneglecta* may in future be found on sand dunes and perhaps in dry coastal grassland at other sites in southern England.

Acknowledgements

I am very grateful to Dr. Peter Merrett for allowing me to use his original figures of *Clubiona neglecta* and *C. pseudoneglecta* in this account and commenting on the first draft.

References

Le Peru, B. 2007. Catalogue et répartition des araignées de France. *Revue arachnol.* **16**: 1-468.

Merrett, P. 2001. *Clubiona pseudoneglecta* Wunderlich, 1994, a clubionid spider new to Britain (Araneae: Clubionidae). *Bull. Br. arachnol. Soc.* **12**: 32-34.

Author Tony Russell-Smith